

Table of Contents

17.08.08 - Idaho Minimum Safety Standards and Practices for Logging -- Falling and Bucking

000. Legal Authority.	2
001. Title And Scope.	2
002. Written Interpretations.	2
003. Administrative Appeals.	2
004. -- 008. (Reserved).	2
009. Definitions.	2
010. Falling And Bucking.	2
011. Illustration Of Undercuts.	4
012. Mechanical Delimbers And Feller Bunchers.	7
013. -- 999. (Reserved).	7

**IDAPA 17
TITLE 08
CHAPTER 08**

**17.08.08 - IDAHO MINIMUM SAFETY STANDARDS AND PRACTICES
FOR LOGGING -- FALLING AND BUCKING**

000. LEGAL AUTHORITY.

Pursuant to the provisions of Section 72-508, Idaho Code, the Industrial Commission has the authority to promulgate and adopt reasonable rules for effecting the purposes of the Workers' Compensation Act. (7-1-97)

001. TITLE AND SCOPE.

These rules shall be cited as IDAPA 17.08.08, "Idaho Minimum Safety Standards and Practices for Logging -- Falling and Bucking," and shall be applicable to the logging industry in the state of Idaho. (7-1-97)

002. WRITTEN INTERPRETATIONS.

There are no written statements which pertain to the interpretation of these rules. (7-1-97)

003. ADMINISTRATIVE APPEALS.

There are no provisions for administrative appeal of these rules. The procedure for appeals in safety matters is prescribed by Sections 72-714 and 72-718 through 72-722, Idaho Code. (7-1-97)

004. -- 008. (RESERVED).

009. DEFINITIONS.

For definitions refer to IDAPA 17.08.01, "Idaho Minimum Safety Standards and Practices for Logging -- General Provisions," Section 007. (7-1-97)

010. FALLING AND BUCKING.

01. General Requirements. (7-1-97)

a. There shall be an established method of checking the workers in from the woods. Each supervisor shall be responsible for their crew being accounted for at the end of each shift. (7-1-97)

b. Common sense and good judgment must govern the safety of cutters as effected by weather conditions. At no time shall they work if wind is strong enough to prevent the falling of trees in the desired direction or when vision is impaired by weather conditions or darkness. (7-1-97)

c. All cutters shall have a current first aid card, or shall avail themselves of the first opportunity to obtain such training. Employers shall provide an opportunity for cutters to take a standard first aid course. (7-1-97)

d. Tools of cutters such as axes, sledges, wedges, saws, etc., must be maintained in safe condition. Battered sledges, and wedges shall not be used. When power saws are used, wedges shall be made of soft material, such as wood or plastic. (7-1-97)

e. Cutters shall not be placed on hillsides immediately below each other or below other operations where there is possible danger. (7-1-97)

f. Trees shall not be felled if a falling tree endangers any worker, line, or any unit in operation. (7-1-97)

g. Before starting to fall or buck any tree or snag, the cutter must survey the area for possible hazards and proceed according to safe practices. Snags, which are unsafe to cut, shall be blown down with explosives, or felled by other methods. (7-1-97)

h. Dangerous or hazardous snags shall be felled prior to or in the course of cutting a strip. No danger tree shall be felled by one (1) cutter where and when the assistance of a fellow employee is necessary to minimize the

danger or hazards involved. In the case that any danger tree or snag cannot be safely felled and must remain standing or unattended, such tree or snag shall be clearly identified and suitably marked, including all surrounding impact area, and the employee's supervisor shall be notified as soon as possible. (7-1-97)

i. In falling timber, adjacent brush and/or snow shall be cleared away from and around the tree to be felled to provide sufficient room to use saws and axes and provide an adequate escape path. (7-1-97)

j. Cutters shall not fall into another strip; leaners on the line shall be traded. Trees shall be felled into the open whenever conditions permit. (7-1-97)

k. Undercuts and side cuts shall be large enough to safely guide the trees and eliminate the possibility of splitting and/or barber chairing. Particular care shall be taken to hold enough wood to prevent the tree from prematurely slipping or twisting from the stump. Undercuts shall be cleaned out to the full depth of the saw cut. Especially large undercuts are necessary in heavy leaners. When required to safely fell a tree, mechanical or other means shall be employed to accomplish this objective. Pre-cutting of trees for the purpose of production logging is prohibited.

NOTE: Trees with no perceptible lean having an undercut to a depth of one quarter (1/4) of the diameter of the tree with an undercut height equal to one fifth (1/5) of the diameter of the tree will be assumed to be in reasonable compliance with the rule. (7-1-97)

l. Back-cuts shall be even with or above the level of the upper horizontal cut of the undercut. (7-1-97)

m. While wedging, fallers shall watch for limbs or other material which might be jarred loose. Cutting of holding wood in lieu of using wedges is prohibited. (7-1-97)

n. When falling or bucking a tree is completed the power saw motor should be stopped. Power saw motor should be stopped while the operator is traveling to the next tree. (7-1-97)

o. Cutters shall not work on the downhill side of the log being bucked unless absolutely unavoidable and only when the log is blocked or otherwise secured to prevent rolling when cut is completed. (7-1-97)

p. Cutters must give timely warning to all persons within range of any log which may have a tendency to roll or slide after being cut off. (7-1-97)

q. Logs shall be completely bucked through whenever possible. If it becomes hazardous to complete a cut, then the log shall be marked and identified by a predetermined method. Rigging crews shall be instructed to recognize such marks and when possible cutters shall warn rigging crew of locations where such unfinished cuts remain. (7-1-97)

r. A competent person properly experienced in this type of work shall be placed in charge of falling and bucking operations. Inexperienced workers shall not be allowed to fall timber or buck logs unless under the direction of an experienced workers. (7-1-97)

s. Power saws shall be kept in good repair at all times. All exhaust parts on power chain saws shall be constructed and maintained so the operator is exposed to a minimum amount of fumes and noise. (7-1-97)

t. Chain saws shall have sprockets and drive end of the bar adequately guarded. Idler ends, when used as two-man saw, shall also be guarded. (7-1-97)

u. Combustion engine driven power saws shall be equipped with a clutch. Saws with faulty clutches shall not be used. (7-1-97)

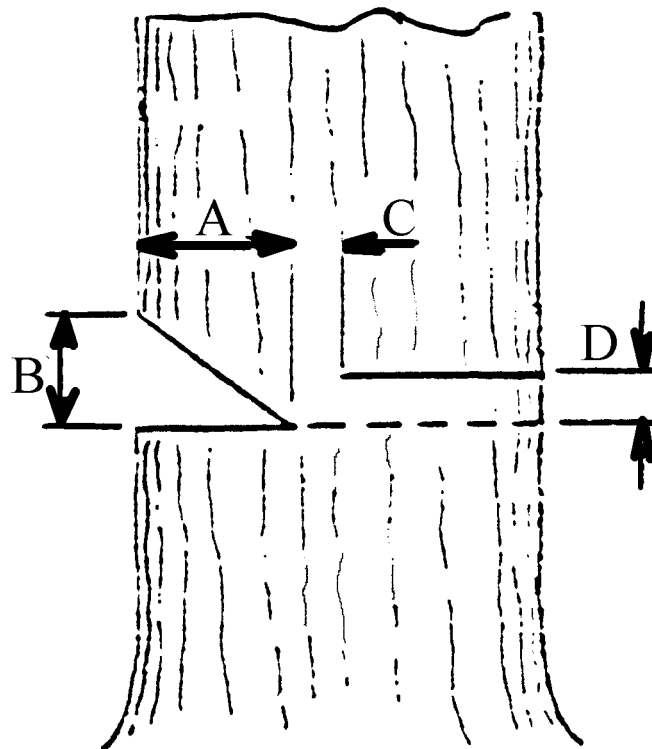
v. Combustion engine driven power saws shall be equipped with an automatic throttle which will return the motor to idling speed upon release of the throttle. (7-1-97)

- w. Power saw motors shall be stopped while being fueled. (7-1-97)
- x. All personnel shall wear approved head protection, proper clothing and footwear. (7-1-97)
- y. Employees whose normal duties require them to operate a chain saw, shall wear ballistic nylon or equivalent protection covering each leg from upper thigh to boot top, except when working as a climber or working from a bucket truck. (7-1-97)

011. ILLUSTRATION OF UNDERCUTS.

- 01. **Illustration of Undercuts.** (7-1-97)
 - a. Conventional Undercut (Figure 011.01-A) - Can be made with parallel saw cut and a diagonal cut.

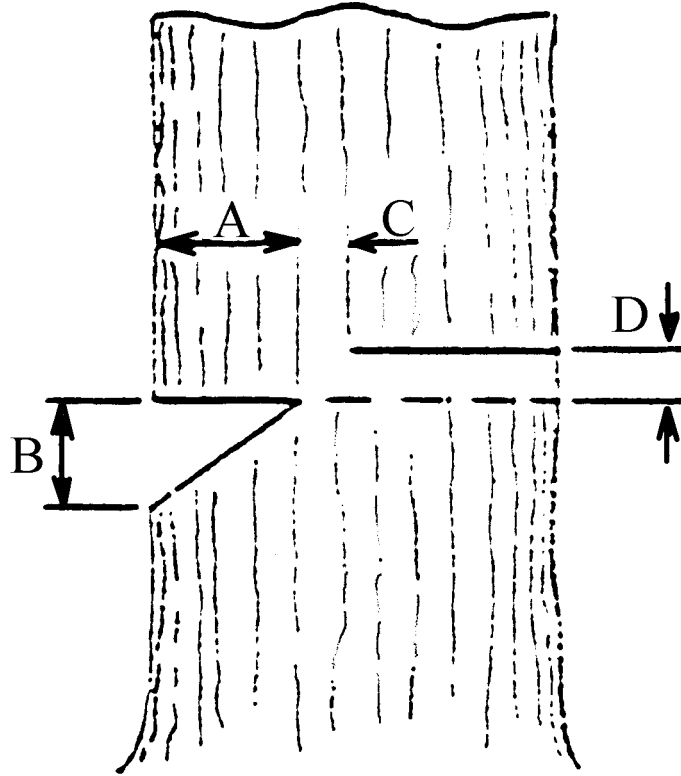
FIGURE 011.01-A



(7-1-97)

- b. Both cuts made with the saw (Figure 011.01-B) -- Leaves square end log. Same as Figure 011.01-A except that waste is on the stump.

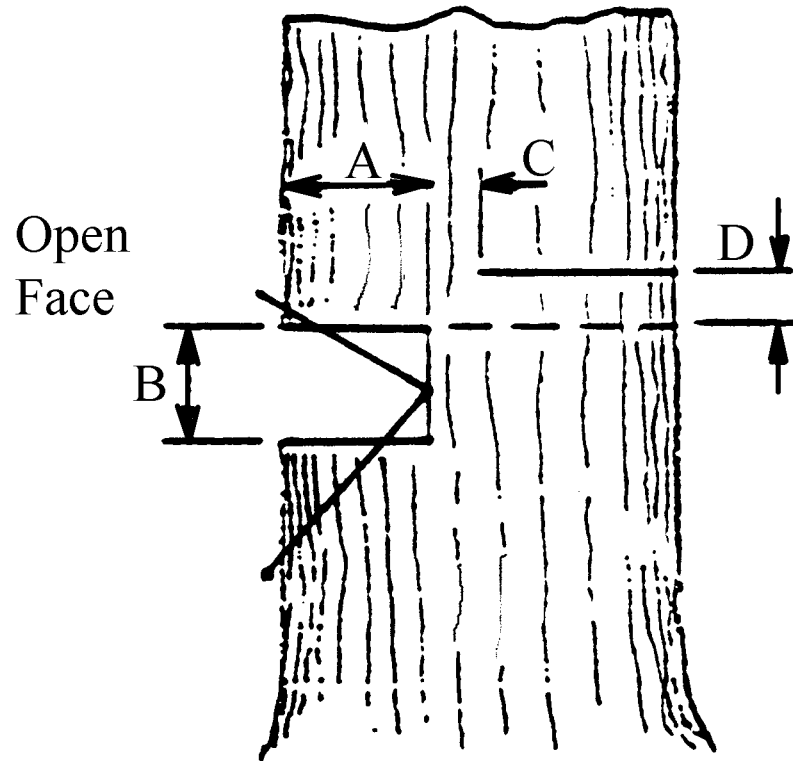
FIGURE 011.01-B



(7-1-97)

c. Two (2) angle cuts with the saw (Figure 011.01-C) -- Used when it is necessary that the face does not close until the tree is near the ground.

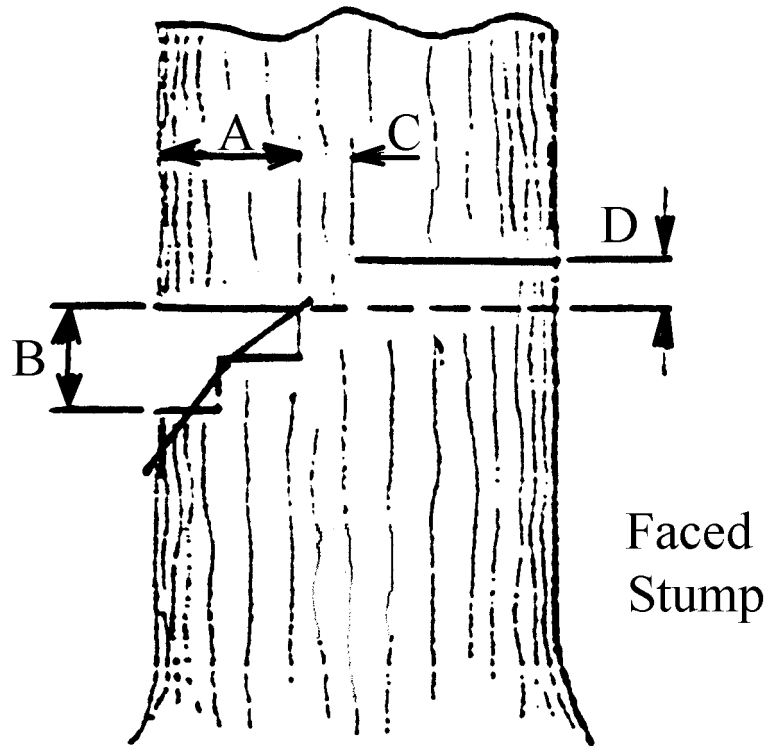
FIGURE 011.01-C



(7-1-97)

d. A Humbolt undercut with faced stump (Figure 011.01-D) -- Used to allow the butt of the tree to hit the ground before the top.

FIGURE 011.01-D



(7-1-97)

012. MECHANICAL DELIMBERS AND FELLER BUNCHERS.

01. General Requirements. (7-1-97)

- a. Before start-up or moving equipment, check area for fellow employees or equipment. (7-1-97)
- b. If any protective device is missing, it is to be replaced as soon as possible. If it affects a safe operation, the machine is to be shut down. (7-1-97)
- c. When machine is working, extreme caution should be used when approaching. Operator should be notified by radio or visual contact. (7-1-97)
- d. All raised equipment shall be lowered to the ground or to a safe position and the park brake set before leaving the machine. (7-1-97)

013. -- 999. (RESERVED).

Subject Index

D

Definitions, IDAPA 17.08.08, Idaho
Minimum Safety Standards Practices
For Logging -- Falling & Bucking 2

F

Falling & Bucking 2

I

Illustration Of Undercuts 4

M

Mechanical Delimbers & Feller
Bunchers 7